

Synthesis and cytotoxicity evaluation of thiazole derivatives obtained from 2-amino-4,5,6,7-tetrahydrobenzo[*b*]thiophene-3-carbonitrile

RAFAT M. MOHAREB¹
AMIRA E. M. ABDALLAH^{2*}
EBTSAM A. AHMED²

¹ Department of Chemistry
Faculty of Science
Cairo University, Giza, A. R. Egypt

² Department of Chemistry
Faculty of Science, Helwan University
Ain Helwan, Cairo A. R. Egypt

Reactivity of 2-amino-4,5,6,7-tetrahydrobenzo[*b*]thiophene-3-carbonitrile towards thioglycolic acid resulted in thiazole derivative **1**. The latter reacted with different chemical reagents to give thiazole, pyrano[2,3-*d*]thiazole and thiazolo[4,5-*d*]thiazole derivatives. Cytotoxicity effects of the newly synthesized products against six cancer cell lines, namely, human gastric cancer (NUGC), human colon cancer (DLD-1), human liver cancer (HA22T and HEPG-2), human breast cancer (MCF) and nasopharyngeal carcinoma (HONE-1) as well as against a normal fibroblast cell (WI-38) were evaluated. The study showed that the 4,5,6,7 tetrahydrobenzo[*b*]thiophene derivatives **6a**, **7**, **8a,b**, **9b** and **10b,c** were the most active compounds. Their potencies were attributed to the presence of the electron withdrawing groups.

Keywords: tetrahydrobenzo[*b*]thiophene, thiazole, pyrano[2,3-*d*]thiazole, thiazolo[4,5-*d*]thiazole, cytotoxicity, anti-cancer activity

Accepted October 8, 2017
Published online October 30, 2017

A number of thiazole derivatives were synthesized according to the Hantzsch thiazole synthesis (1), along with other methods (2–7). Heterocyclic compounds containing thiazole moiety were found to exhibit a wide spectrum of biological activities such as antioxidant (8), antitubercular (9, 10), diuretic (11), antischizophrenia (12), antibacterial (13, 14), anti-inflammatory (15), anti-HIV (16), antihypertensive (17), antiallergic (18), hypnotic (19), analgesic (20), antitumor and cytotoxic (21, 22). Thiazole moiety is present in many drugs such as thiamine (vitamin B₁), penicillin (antibiotic), sulfathiazole (antibacterial drug), 2-(4-chlorophenyl)thiazole-4-ylacetic (anti-inflammatory agent), thiabendazole [2-(4-thiazolyl)benzimidazole] (anthelmintic and fungicide), and niridazole [1-(5-nitro-2-thiazolyl)-2-imidazolidinone] (schistosomicidal agent) (23, 24). Some thiazole derivatives have been recently proven to be anticancer agents (25). In the present study, we demonstrated the reaction of 4,5,6,7-tetrahydrobenzo[*b*]thiophene with thioglycolic acid to produce new thiazole derivatives incorporating thiophene moiety and studied their cytotoxicity against different cancer cell lines.

* Correspondence; e-mail: amiraelsayed135@yahoo.com; miroemao@yahoo.com

EXPERIMENTAL

General

All melting points were uncorrected and determined on an electrothermal apparatus (Büchi 535, Switzerland) in an open capillary tube. IR spectra (KBr discs) were recorded on a FTIR plus 460 IR spectrophotometer (Shimadzu, Japan). ¹³C NMR and ¹H NMR spectra were recorded on a Varian Gemini-200 (200 MHz) (USA) spectrometer in DMSO-*d*₆ as solvent, using TMS as internal reference and chemical shifts (δ, ppm). Mass spectra were recorded using a Hewlett Packard 5988 (USA) GC/MS system and GCMS-QP 1000 Ex Shimadzu (Japan) using EI (electron impact method). Elemental analyses were carried out on a Vario EL III Elemental CHNS analyzer (Elementar Analysensysteme GmbH, Germany).

Syntheses

2-(2-Amino-4,5,6,7-tetrahydrobenzo[b]thiophen-3-yl)thiazol-4(5H)-one (1). – To a solution of 2-amino-4,5,6,7-tetrahydrobenzo[b]thiophene-3-carbonitrile (1.78 g, 0.01 mol) in acetic acid (30 mL), thioglycolic acid (0.92 g, 0.01 mol) was added. The reaction mixture was heated under reflux for 3 h, then poured into ice/water and the formed solid product was collected by filtration and crystallized from ethanol.

2-Cyano-N-(4,5,6,7-tetrahydro-3-(4,5-dihydro-4-oxothiazol-2-yl)benzo[b]thiophen-2-yl)acetamide (2). – To compound **1** (2.52 g, 0.01 mol) in dimethylformamide (30 mL), ethyl cyanoacetate (1.13 g, 0.01 mol) was added, then heated in a reflux system for 4 h and poured into an ice/water mixture. The formed solid product was collected by filtration and crystallized from dimethylformamide.

1-(4,5,6,7-Tetrahydro-3-(4,5-dihydro-4-oxothiazol-2-yl)benzo[b]thiophen-2-yl)-3-phenylthiourea (3). – To the dry solid of compound **1** (2.52 g, 0.01 mol) in 1,4-dioxane (35 mL) containing a catalytic amount of triethylamine (0.50 mL), phenylisothiocyanate (1.35 g, 0.01 mol) was added. The whole reaction mixture was heated under reflux for 4 h, then poured into an acidified ice/water mixture. The formed solid product was collected by filtration and crystallized from 1,4-dioxane.

1-(3-(5-(2-Phenylhydrazono)-4,5-dihydro-4-oxothiazol-2-yl)-4,5,6,7-tetrahydrobenzo[b]thiophen-2-yl)-3-phenylthiourea (4). – To a cold solution (0–5 °C) of compound **3** (3.87 g, 0.01 mol) in ethanol (50 mL) containing sodium hydroxide (0.40 g, 0.01 mol), benzenediazonium chloride (0.01 mol) [prepared by adding a cold solution of sodium nitrite (0.69 g, 0.01 mol) in water (10 mL) to a cold solution (0–5 °C) of aniline (0.93 g, 0.01 mol) in concentrated hydrochloric acid (12 mL) under continuous stirring] was added under continuous stirring. The whole reaction mixture was left at room temperature for 1 h and the solid product formed was collected by filtration and crystallized from ethanol.

2-(2-Amino-4,5,6,7-tetrahydrobenzo[b]thiophen-3-yl)-5-bromo-thiazol-4(5H)-one (5) – To a solution of compound **1** (2.52 g, 0.01 mol) in acetic acid (40 mL) at 50 °C, bromine (1.80 g, 0.01 mol) was added dropwise. The reaction mixture was kept at room temperature for 1 h under continuous stirring. The solid product, when poured into an ice/water mixture, was collected by filtration and recrystallized from acetic acid.

2-(2-Amino-4,5,6,7-tetrahydrobenzo[b]thiophen-3-yl)-7-imino-7H-pyrano[2,3-d]thiazol-5-amine (**6a**) and 2-(2-amino-4,5,6,7-tetrahydrobenzo[b]thiophen-3-yl)-7-imino-7H-pyrano[2,3-d]thiazol-5-ol (**6b**). *General procedure.* – To a solution of compound **1** (2.52 g, 0.01 mol) in 1,4-dioxane (40 mL) containing triethylamine (0.50 mL), either malononitrile (0.66 g, 0.01 mol) or ethyl cyanoacetate (1.13 g, 0.01 mol) was added. The reaction mixture, in each case, was heated under reflux for 5 h, left to cool and then poured into an ice/water mixture containing a few drops of hydrochloric acid. The formed solid product, in each case, was collected by filtration and re-crystallized from 1,4-dioxane.

5-(2-Amino-4,5,6,7-tetrahydrobenzo[b]thiophen-3-yl)-3-phenyl-thiazolo[4,5-d]thiazole-2(3H)-thione (**7**). – To a mixture of compound **1** (2.52 g, 0.01 mol) in 1,4-dioxane (35 mL) containing triethylamine (0.50 mL), elemental sulfur (0.32 g, 0.01 mol) and phenylisothiocyanate (1.35 g, 0.01 mol) were added. The reaction mixture was heated under reflux for 5 h and then poured into a beaker containing an acidified ice/water mixture. The solid product was collected by filtration, dried and then recrystallized from 1,4-dioxane.

5-(2-Phenylhydrazono)-2-(2-amino-4,5,6,7-tetrahydrobenzo[b]thiophen-3-yl)thiazol-4(5H)-one (**8a**), 5-(2-(4-chlorophenyl)hydrazono)-2-(2-amino-4,5,6,7-tetrahydrobenzo[b]thiophen-3-yl)thiazol-4(5H)-one (**8b**), 5-(2-(4-methoxyphenyl)hydrazono)-2-(2-amino-4,5,6,7-tetrahydrobenzo[b]thiophen-3-yl)thiazol-4(5H)-one (**8c**) and 5-(2-(*p*-tolyl)hydrazono)-2-(2-amino-4,5,6,7-tetrahydrobenzo[b]thiophen-3-yl)thiazol-4(5H)-one (**8d**). *General procedure.* – To a cold solution (0–5 °C) of compound **1** (2.52 g, 0.01 mol) in ethanol (50 mL) containing sodium hydroxide (10 %, 10 mL), a solution of either benzenediazonium chloride (0.01 mol) or *p*-chlorobenzenediazonium chloride (0.01 mol) or *p*-methoxybenzenediazonium chloride (0.01 mol) or *p*-methylbenzenediazonium chloride (0.01 mol) [prepared by dissolving sodium nitrite (0.70 g, 0.01 mol) in water (2 mL) and added to a cold solution of aniline (0.93 g, 0.01 mol), *p*-chloroaniline (1.27 g, 0.01 mol), *p*-methoxyaniline (1.23 g, 0.01 mol) or *p*-toluidine (1.07 g, 0.01 mol), containing an appropriate amount of hydrochloric acid under continuous stirring] was added under continuous stirring. The solid product formed, in each case, was collected by filtration and dried, and then recrystallized from ethanol.

Ethyl-2-cyano-2-(2-(3-(4-oxo-4,5-dihydrothiazol-2-yl)-4,5,6,7-tetrahydrobenzo[b]thiophen-2-yl)hydrazono)acetate (**9a**), 3-(4-oxo-4,5-dihydrothiazol-2-yl)-4,5,6,7-tetrahydrobenzo[b]thiophen-2-yl)carbonohydrazonoyl dicyanide (**9b**), dimethyl-2-(2-(3-(4-oxo-4,5-dihydrothiazol-2-yl)-4,5,6,7-tetrahydrobenzo[b]thiophen-2-yl)hydrazono)malonate (**9c**) and diethyl-2-(2-(3-(4-oxo-4,5-dihydrothiazol-2-yl)-4,5,6,7-tetrahydrobenzo[b]thiophen-2-yl)hydrazono)malonate (**9d**). *General procedure.* – To a cold solution (0–5 °C) of the diazotized compound **1** [prepared by adding a NaNO₂ (0.69 g, 0.01 mol) solution to a cold solution of **1** (2.52 g, 0.01 mol) in acetic acid (20 mL) and HCl (6 mL, 18 %)], either ethyl cyanoacetate (1.13 g, 0.01 mol) or malononitrile (0.66 g, 0.01 mol) or acetyl acetone (1.00 g, 0.01 mol) or malonic acid diethyl ester (1.60 g, 0.01 mol) in ethanol (20 mL) containing sodium hydroxide (1.00 g) was gradually added under stirring. Upon cooling in an ice-bath, a solid product formed in each case. It was collected by filtration, washed with water and crystallized from ethanol.

2-(2-Amino-4,5,6,7-tetrahydrobenzo[b]thiophen-3-yl)-5-benzylidenethiazol-4(5H)-one (**10a**), 5-(4-chlorobenzylidene)-2-(2-amino-4,5,6,7-tetrahydrobenzo[b]thiophen-3-yl)thiazol-4(5H)-one (**10b**), 5-(4-methoxybenzylidene)-2-(2-amino-4,5,6,7-tetrahydrobenzo[b]thiophen-3-yl)

thiazol-4(5H)-one (**10c**) and 5-(2-hydroxybenzylidene)-2-(2-amino-4,5,6,7-tetrahydrobenzo[b]thiophen-3-yl)thiazol-4(5H)-one (**10d**). *General procedure.* – To a solution of compound **1** (2.52 g, 0.01 mol) in 1,4-dioxane and a catalytic amount of piperidine (0.50 mL), either benzaldehyde (1.06 g, 0.01 mol) or *p*-chlorobenzaldehyde (1.12 g, 0.01 mol) or *p*-methoxy-benzaldehyde (1.08 g, 0.01 mol) or salicylaldehyde (1.22 g, 0.01 mol) were added. The reaction mixture was heated under reflux for 5 h, then poured into an acidified ice/water mixture. The formed solid product, in each case, was collected by filtration and recrystallized from 1,4-dioxane.

In vitro cytotoxic assay

Fetal bovine serum (FBS) and *L*-glutamine were purchased from the Gibco Invitrogen Company (UK). RPMI-1640 medium was purchased from Cambrex (USA). Dimethyl sulfoxide (DMSO), CHS-828, penicillin, streptomycin and sulforhodamine B (SRB) were purchased from the Sigma Chemical Company (USA).

No experiments were done on humans. Cancer and normal human cell lines were purchased. Cell cultures were obtained from the European Collection of Cell Cultures (ECACC, Salisbury, UK) while human gastric cancer (NUGC and HR), human colon cancer (DLD-1), human liver cancer (HA22T and HEPG-2), human breast cancer (MCF-7), nasopharyngeal carcinoma (HONE-1) and normal fibroblast cells (WI-38) were kindly provided by the National Cancer Institute (NCI, Cairo, Egypt). Cell lines grew as monolayers and were routinely maintained in RPMI-1640 medium supplemented with 5 % heat inactivated FBS, 2 mmol L⁻¹ glutamine and antibiotics (penicillin 100 U mL⁻¹, streptomycin 100 µg mL⁻¹), at 37 °C in a humidified atmosphere containing 5 % CO₂. Exponentially growing cells were obtained by plating 1.5 × 10⁵ cells mL⁻¹ for the six human cancer cell lines, followed by 24 h of incubation.

The prepared heterocyclic compounds were evaluated according to standard protocols for their *in vitro* cytotoxicity (26–28) against the six human cancer cell lines: human gastric cancer (NUGC), human colon cancer (DLD-1), human liver cancer (HA22T and HEPG-2), human breast cancer (MCF-7) and nasopharyngeal carcinoma (HONE-1), as well as normal fibroblast cells (WI-38).

The reference compound was (*Z*)-(6-(4-chlorophenoxy)hexyl)-3-cyano-2-(pyridin-4-yl)guanidine (CHS-828), which is an antitumor agent. The effect of vehicle solvent (DMSO) on the growth of these cell lines was evaluated in all experiments by exposing untreated control cells to the maximum concentration (0.5 %) of DMSO used in each assay.

RESULTS AND DISCUSSION

Chemistry

The reaction of 2-amino-4,5,6,7-tetrahydrobenzo[b]thiophene-3-carbonitrile with thioglycolic acid gave the thiazole derivative **1**. The structure of compound **1** was confirmed on the basis of analytical and spectral data. Thus, the ¹H NMR spectrum showed the presence of multiplets at δ 1.69–1.75 and δ 2.50–2.57 ppm for the four CH₂ groups of

Table 1. Physicochemical and analytical data of the newly synthesized compounds

Compd.	Molecular formula (M _r)	M. p. (°C)	Yield (%)	Crystal color	Analysis (calcd./found) (%)			
					C	H	N	S
1	C ₁₁ H ₁₂ N ₂ O ₅ (252.36)	187–190	71	Canary yellow crystals	52.35/52.75	4.79/4.57	11.10/11.42	25.41/25.73
2	C ₁₄ H ₁₃ N ₃ O ₅ S ₂ (319.40)	202–205	60	Gray crystals	52.65/52.99	4.10/4.38	13.16/12.96	20.08/20.34
3	C ₁₈ H ₁₇ N ₃ O ₅ S ₃ (387.54)	210–213	70	Brown crystals	55.79/56.10	4.42/4.66	10.84/11.02	24.82/25.11
4	C ₂₄ H ₂₁ N ₅ O ₅ S ₃ (491.65)	117–120	80	Brown crystals	58.63/58.20	4.31/4.22	14.24/14.64	19.57/19.17
5	C ₁₁ H ₁₁ N ₂ O ₅ S ₂ Br (331.25)	127–130	60	Yellowish white crystals	39.88/40.10	3.35/2.99	8.46/8.43	19.36/19.66
6a	C ₁₄ H ₁₄ N ₄ O ₅ S ₂ (318.42)	147–150	72	Brown crystals	52.81/53.10	4.43/4.83	17.60/17.29	20.14/19.80
6b	C ₁₄ H ₁₃ N ₃ O ₅ S ₂ (319.40)	207–210	95	Green crystals	52.65/52.99	4.10/4.50	13.16/13.12	20.08/19.75
7	C ₁₈ H ₁₅ N ₃ S ₄ (401.59)	132–135	70	Brown crystals	48.31/48.61	4.24/3.89	10.53/10.46	31.62/31.94
8a	C ₁₇ H ₁₆ N ₄ O ₅ S ₂ (356.47)	197–200	70	Orange crystals	57.28/57.23	4.52/4.23	15.72/15.53	17.99/17.66
8b	C ₁₇ H ₁₅ N ₄ O ₅ Cl (390.91)	137–140	78	Orange crystals	52.23/52.53	3.87/3.50	14.33/14.33	16.41/16.71
8c	C ₁₈ H ₁₈ N ₄ O ₅ S ₂ (386.49)	97–100	50	Brown crystals	55.94/56.23	4.69/4.35	14.50/14.73	16.59/16.90
8d	C ₁₈ H ₁₈ N ₄ O ₅ S ₂ (370.49)	137–140	82	Faint brown crystals	58.35/58.65	4.90/5.23	15.12/14.80	17.31/16.95
9a	C ₁₆ H ₁₆ N ₄ O ₅ S ₂ (376.45)	127–130	60	Faint brown crystals	51.05/51.15	4.28/4.00	14.88/14.68	17.04/16.93
9b	C ₁₄ H ₁₁ N ₅ O ₅ S ₂ (329.40)	177–180	70	Brown crystals	51.05/51.08	3.37/3.48	21.26/20.90	19.47/19.10
9c	C ₁₆ H ₁₇ N ₃ O ₅ S ₂ (363.45)	107–110	75	Brown crystals	52.87/53.01	4.71/4.75	11.56/11.70	17.64/17.82
9d	C ₁₈ H ₂₁ N ₃ O ₅ S ₂ (423.51)	127–130	60	Faint brown crystals	51.05/51.02	5.00/4.99	9.92/10.20	15.14/15.44
10a	C ₁₈ H ₁₆ N ₂ O ₅ S ₂ (340.46)	177–180	75	Yellow crystals	63.50/63.64	4.74/4.81	8.23/8.48	18.84/19.10
10b	C ₁₈ H ₁₅ N ₃ O ₅ Cl (374.91)	175–178	71	Yellow crystals	57.67/57.54	4.03/4.32	7.47/7.70	17.11/16.80
10c	C ₁₉ H ₁₈ N ₂ O ₅ S ₂ (370.49)	182–185	72	Yellow crystals	61.60/61.81	4.90/5.29	7.56/7.86	17.31/17.00
10d	C ₁₈ H ₁₆ N ₂ O ₅ S ₂ (356.46)	187–190	80	Canary yellow crystals	60.65/61.01	4.52/4.40	7.86/8.22	17.99/18.30

Table II. Spectral and mass data of the newly synthesized compounds

Compd.	¹ H NMR (DMSO- <i>d</i> ₆) (δ, ppm)	¹³ C NMR (DMSO- <i>d</i> ₆) (δ, ppm)	IR (ν _{max} , cm ⁻¹)	MS: <i>m/z</i> (%) = [M] ⁺
1	1.69-1.75 (m, 4H, 2CH ₂),	21.68, 23.23, 23.43, 23.96 (4CH ₂ , cyclohexene),	3426, 3333 (NH ₂),	253 [M+1] ⁺ (1.90), 252 [M] ⁺ (4.30), 251 [M-1] ⁺ (4.10)
	2.50-2.57 (m, 4H, 2CH ₂), 3.90 (s, 2H, CH ₂), 6.91 (s, 2H, NH ₂)	38.93 (CH ₂ thiazole), 126.89, 130.45, 131.05, 146.64 (thiophene 4C), 162.67 (thiazole C=N), 168.02 (C=O)	2932-2842 (CH ₂), 1692 (C=O), 1623 (C=N), 1576, 1436 (C=C)	
2	1.70-1.74 (m, 4H, 2CH ₂),	22.92, 23.24, 23.44, 23.97 (4CH ₂ , cyclohexene), 25.00 (CH ₂), 39.22 (CH ₂ thiazole),	3427-3218 (NH), 2934-2841 (CH ₂), 2216 (CN), 1710, 1694 (2C=O), 1623 (C=N), 1576, 1457 (C=C)	321 [M+2] ⁺ (0.29), 320 [M+1] ⁺ (0.09), 319 [M] ⁺ (0.18), 318 [M-1] ⁺ (0.21), 317 [M-2] ⁺ (0.80), 59 (100.00)
	2.39-2.55 (m, 4H, 2CH ₂), 3.35 (s, 2H, CH ₂), 4.09 (s, 2H, CH ₂), 11.46 (s, 1H, NH, D ₂ O exchangeable)	114.21 (CN), 103.00, 126.00, 126.90, 146.65 (thiophene 4C), 163.00 (thiazole C=N), 168.03, 175.00 (2C=O)	3434-3219 (2NH), 3080 (CH aromatic), 2933-2841 (CH ₂), 1694 (C=O), 1625 (C=N), 1575, 1438 (C=C), 1369, 1282 (C ₆ H ₅) ⁺ (14.09), 156 (100.00) (C=S)	
3	1.74-1.82 (m, 4H, 2CH ₂),	22.56, 22.91, 23.24, 23.44 (4CH ₂ , cyclohexene), 38.95 (CH ₂ thiazole), 120.84, 123.57, 124.33, 125.85, 126.91, 128.35 (phenyl 6C),	3434-3219 (2NH), 3080 (CH aromatic), 2933-2841 (CH ₂), 1694 (C=O), 1625 (C=N), 1575, 1438 (C=C), 1369, 1282 (C ₆ H ₅) ⁺ (14.09), 156 (100.00) (C=S)	388 [M+1] ⁺ (1.02), 387 [M] ⁺ (8.29), 386 [M-1] ⁺ (2.80), 77 [C ₆ H ₅] (14.09), 156 (100.00)
	2.48-2.56 (m, 4H, 2CH ₂), 3.56 (s, 2H, CH ₂), 6.90-7.51 (m, 5H, C ₆ H ₅), 9.76 (s, 1H, NH, D ₂ O exchangeable), 11.48 (s, 1H, NH, D ₂ O exchangeable)	130.48, 138.00, 139.41, 146.64 (thiophene 4C), 162.00 (thiazole C=N), 168.04 (C=O), 180.00 (C=S)	3430-3275 (3NH), 3076 (CH aromatic), 2929 (CH ₂), 1692 (C=O), 1640 (C=N), 1620, 1440 (C=C), 1373, 1248 (C=S)	
4	1.74-1.83 (m, 4H, 2CH ₂),	22.30, 22.49, 23.17, 23.37 (4CH ₂ , cyclohexene),	3430-3275 (3NH), 3076 (CH aromatic), 2929 (CH ₂), 1692 (C=O), 1640 (C=N), 1620, 1440 (C=C), 1373, 1248 (C=S)	493 [M+1] ⁺ (0.19), 492 [M] ⁺ (0.26), 491 [M-1] ⁺ (0.18), 490 [M-2] ⁺ (0.19), 128 (100.00), 77 [C ₆ H ₅] (74.27)
	2.50-2.57 (m, 4H, 2CH ₂), 6.93-7.88 (m, 10H, 2C ₆ H ₅), 8.70, 9.00, 11.49 (3s, 3H, 3NH, D ₂ O exchangeable)	114.09, 114.09, 122.01, 126.89, 126.89, 128.58, 128.58, 129.29, 129.29, 130.42, 138.02, 143.10, (phenyl 12C), 118.05, 127.20, 137.10, 150.40, (thiophene 4C), 146.56, 163.02 (thiazole 2C=N), 167.93 (C=O), 179.01 (C=S)	3314, 3194 (NH ₂), 2931-2855 (CH ₂), 1664 (C=O), 1583, 1443 (C=C), 1527 (C=N)	
5	1.73-1.91 (m, 4H, 2CH ₂),	22.03, 22.77, 23.31, 24.82 (4CH ₂ , cyclohexene),	3314, 3194 (NH ₂), 2931-2855 (CH ₂), 1664 (C=O), 1583, 1443 (C=C), 1527 (C=N)	333 [M+2] ⁺ (4.03), 332 [M+1] ⁺ (27.84), 331 [M] ⁺ (2.58), 330 [M-1] ⁺ (14.10), 329 [M-2] ⁺ (1.75), 192 (100.00)
	2.37-2.60 (m, 4H, 2CH ₂), 6.6 (s, 1H, CH thiazole), 7.28 (s, 2H, NH ₂ , D ₂ O exchangeable)	59.01 (CH thiazole), 118.07, 125.88, 131.43, 157.98 (thiophene 4C), 159.53 (thiazole C=N), 167.61 (C=O)		

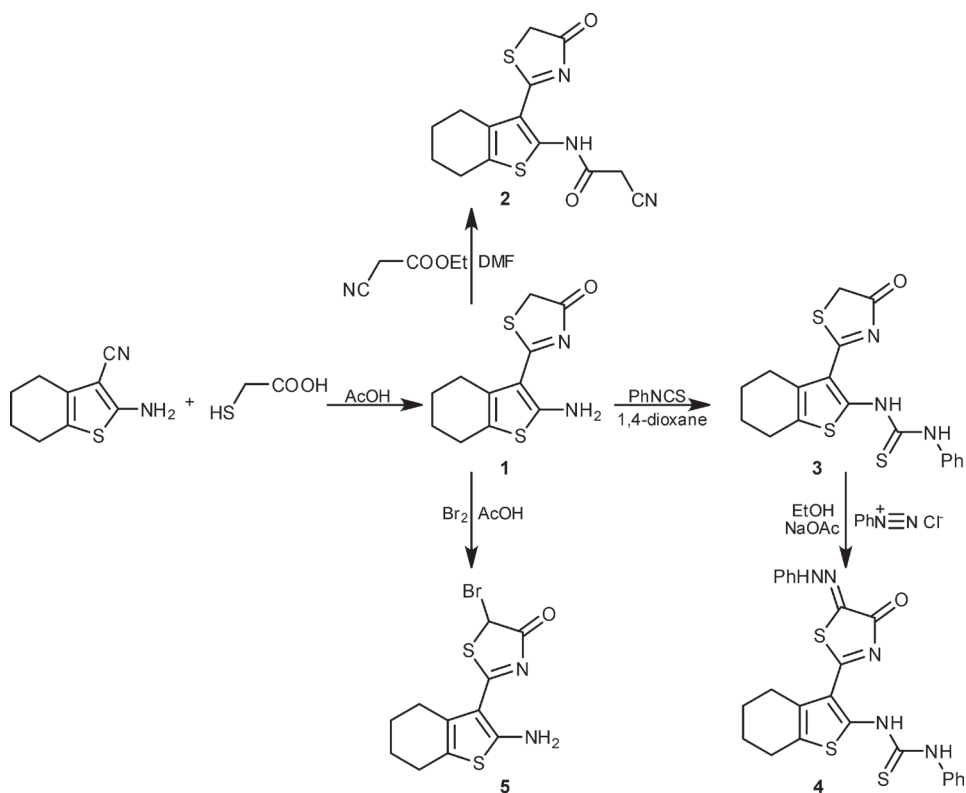
6a	1.68-1.95 (m, 4H, 2CH ₂), 2.33-2.55 (m, 4H, 2CH ₂), 6.92 (s, 1H, CH pyran), 7.09, 7.25 (2s, 4H, 2NH ₂ , D ₂ O exchangeable), 11.46 (s, 1H, NH, D ₂ O exchangeable)	22.90, 23.23, 23.43, 23.96 (4CH ₂ cyclohexene), 66.31 (pyran C), 126.90, 130.46, 131.05, 140.00 (thiophene 4C), 146.63 (thiazole C=N), 152.00, 162.67, 164.00, 168.03 (pyran 3C, C=NH)	3428, 3333 (2NH ₂), 3271-3218 (NH), 2997-2842 (CH ₂), 1690 (C=N), 1622, 1438 (C=C)	320 [M+2] ⁺ (0.07), 319 [M+1] ⁺ (0.13), 318 [M] ⁺ (0.12), 317 [M-1] ⁺ (0.46), 59 (100.00)
6b	1.69-1.75 (m, 4H, 2CH ₂), 2.31-2.56 (m, 4H, 2CH ₂), 6.90 (s, 1H, CH pyran), 7.15 (s, 2H, NH ₂ , D ₂ O exchangeable), 11.47 (s, 1H, NH, D ₂ O exchangeable), 15.10 (s, 1H, OH)	22.94, 23.26, 23.47, 23.99 (4CH ₂ cyclohexene), 66.00 (pyran C), 126.95, 130.51, 131.08, 140.00 (thiophene 4C), 146.67 (thiazole C=N), 153.00, 162.70, 168.08, 178.00 (pyran 3C, C=NH)	3428, 3334 (NH ₂), 3273-3222 (NH, OH), 2997-2842 (CH ₂), 1694 (C=N), 1623, 1437 (C=C)	321 [M+2] ⁺ (0.69), 320 [M+1] ⁺ (1.72), 319 [M] ⁺ (0.36), 318 [M-1] ⁺ (0.41), 317 [M-2] ⁺ (0.23), 64 (100.00)
7	1.70-1.74 (m, 4H, 2CH ₂), 2.32-2.55 (m, 4H, 2CH ₂), 6.77 (s, 2H, NH ₂ , D ₂ O exchangeable), 6.91-7.54 (m, 5H, C ₆ H ₅)	22.92, 23.25, 23.45, 23.98 (4CH ₂ cyclohexene), 124.24, 124.24, 126.90, 128.30, 128.66, 128.66, 130.46, 131.50, 134.00, 139.47 (thiophene 4C, phenyl 6C), 146.64, 162.67, 168.02 (thiazole 2C, C=N), 179.49 (C=S)	3325, 3332 (NH ₂), 3079-3000 (CH aromatic), 2929, 2842 (CH ₂), 1691 (C=N), 1623, 1441 (C=C), 1368, 1282 (C=S)	404 [M+2] ⁺ (0.22), 402 [M] ⁺ (0.27), 401 [M-1] ⁺ (0.27), 400 [M-2] ⁺ (0.51), 77 [C ₆ H ₅] ⁺ (100.00)
8a	1.74-1.75 (m, 4H, 2CH ₂), 2.49-2.62 (m, 4H, 2CH ₂), 6.40 (s, 2H, NH ₂ , D ₂ O exchangeable), 6.90-7.61 (m, 5H, C ₆ H ₅), 11.48 (s, 1H, NH, D ₂ O exchangeable)	22.38, 22.56, 23.23, 23.43 (4CH ₂ cyclohexene), 114.21, 114.21, 122.00, 126.88, 126.88, 129.02 (phenyl 6C), 130.45, 137.01, 143.03, 146.64 (thiophene 4C), 152.01, 162.03 (thiazole 2C=N), 168.02 (C=O)	3431, 3276 (NH ₂), 3226 (NH), 3081 (CH aromatic), 2933, 2858 (CH ₂), 1696 (C=O), (C=N) 1640, (C=C), 1576, 1440, 1555 (=N-NH)	357 [M+1] ⁺ (0.91), 356 [M] ⁺ (1.14), 355 [M-1] ⁺ (0.23), 92 (100.00)
8b	1.71-1.75 (m, 4H, 2CH ₂), 2.50-2.65 (m, 4H, 2CH ₂), 6.91 (s, 2H, NH ₂ , D ₂ O exchangeable), 7.36-7.76 (m, 4H, C ₆ H ₄), 11.49 (s, 1H, NH, D ₂ O exchangeable)	22.37, 22.55, 23.23, 23.43 (4CH ₂ cyclohexene), 114.20, 114.20, 119.01, 126.87, 126.87, 127.01 (phenyl 6C), 128.29, 130.45, 142.01, 146.63 (thiophene 4C), 150.01, 162.01 (thiazole 2C=N), 168.01 (C=O)	3431, 3274 (NH ₂), 3225 (NH), 3081 (CH aromatic), 2995-2858 (CH ₂), 1696 (C=O), 1645 (C=N), 1600, 1440 (C=C), 1554 (=N-NH)	393 [M+2] ⁺ (0.25), 392 [M] ⁺ (0.34), 76 [C ₆ H ₄] ⁺ (5.04), 150 (100.00)
8c	1.20 (s, 3H, CH ₃), 1.69-1.91 (m, 4H, 2CH ₂), 2.32-2.64 (m, 4H, 2CH ₂), 6.90 (s, 2H, NH ₂ , D ₂ O exchangeable), 6.98-7.80 (m, 4H, C ₆ H ₄), 11.45 (s, 1H, NH, D ₂ O exchangeable)	22.93, 23.25, 23.45, 23.98 (4CH ₂ cyclohexene), 55.62 (OCH ₃), 115.40, 115.40, 116.85, 116.85, 119.01, 127.74 (phenyl 6C), 131.06, 137.01, 144.00, 151.01 (thiophene 4C), 153.02, 162.69 (thiazole 2C=N), 168.01 (C=O)	3430, 3333 (NH ₂), 3216 (NH), 3050 (CH aromatic), 2934, 2838 (CH ₂ , CH ₃), 1690 (C=O), 1640 (C=N) 1605, 1440 (C=C), 1510 (=N-NH)	387 [M+1] ⁺ (0.60), 386 [M] ⁺ (0.68), 80 (100.00), 76 [C ₆ H ₄] ⁺ (3.53)

8d	1.10 (s, 3H, CH ₃), 1.69-1.95 (m, 4H, 2CH ₂), 2.37-2.57 (m, 4H, 2CH ₂), 6.91 (s, 2H, NH ₂ , D ₂ O exchangeable), 7.16-7.49 (m, 4H, C ₆ H ₄), 11.48 (s, 1H, NH, D ₂ O exchangeable)	21.67, 22.38, 22.56, 23.23, 23.43, (4CH ₂ cyclohexene, CH ₃), 114.21, 114.21, 126.88, 126.88, 128.01, 129.02 (phenyl 6C), 130.45, 137.01, 143.03, 146.64 (thiophene 4C), 152.01, 162.03 (thiazole 2C=N), 168.02 (C=O)	3433, 3277 (NH ₂), 3228 (NH), 3083 (CH aromatic), 2932, 2860 (CH ₂ , CH ₃), 1696 (C=O), 1645 (C=N), 1610, 1437 (C=C), 1555 (=N-NH)	373 [M+2] ⁺ (0.54), 150 (100.00), 76 [C ₆ H ₄] ⁺ (6.29)
9a	1.21-1.24 (t, 3H, CH ₃), 1.75-1.91 (m, 4H, 2CH ₂), 2.50-2.83 (m, 4H, 2CH ₂), 3.80 (s, 2H, CH ₂), 4.10-4.20 (q, 2H, CH ₂), 11.37 (s, 1H, NH, D ₂ O exchangeable)	17.56, 23.09, 23.69, 24.11, 24.63 (4CH ₂ cyclohexene, CH ₃), 39.87 (CH ₂ thiazole), 66.39 (CH ₂), 113.15 (CN), 109.34, 116.96, 120.78, 135.62, 137.64, (thiophene 4C, C=N), 158.74 (thiazole C=N), 159.25, 172.10 (2C=O)	3432 (NH), 2935 (CH ₂ , CH ₃), 2219 (CN), 1740, 1680 (2C=O), 1639 (C=N), 1600, 1437 (C=C), 1526 (=N-NH)	377 [M+1] ⁺ (0.67), 376 [M] ⁺ (0.73), 64 (100.00)
9b	1.76-1.91 (m, 4H, 2CH ₂), 2.50-2.82 (m, 4H, 2CH ₂), 3.86 (s, 2H, CH ₂), 11.23 (s, 1H, NH, D ₂ O exchangeable)	23.40, 23.52, 23.80, 24.23 (4CH ₂ cyclohexene), 38.90 (CH ₂ thiazole), 113.01, 113.01 (2CN), 86.05, 119.01, 125.10, 137.60, 137.62 (thiophene 4C, C=N), 160.21 (thiazole C=N), 173.31 (C=O)	3434 (NH), 2933 (CH ₂), 2260, 2199 (2CN), 1680 (C=O), 1638 (C=N), 1600, 1436 (C=C), 1555 (=N-NH)	327 [M+2] ⁺ (8.94), 178 (100.00)
9c	1.10, 1.23 (2s, 6H, 2CH ₃), 1.77-1.96 (m, 4H, 2CH ₂), 2.51-2.82 (m, 4H, 2CH ₂), 3.30 (s, 2H, CH ₂), 11.49 (s, 1H, NH, D ₂ O exchangeable)	22.54, 22.68, 23.35, 23.56, 23.77, 24.23 (4CH ₂ cyclohexene, 2CH ₃), 38.87 (CH ₂ thiazole), 117.07, 127.10, 130.61, 133.97, 137.72 (thiophene 4C, C=N), 159.28 (thiazole C=N), 172.02, 181.10, 181.10 (3C=O)	3436 (NH), 2935 (CH ₂ , CH ₃), 1690, 1685, 1670 (3C=O), 1637 (C=N), 1600, 1437 (C=C), 1546 (=N-NH)	364 [M+1] ⁺ (0.58), 363 [M] ⁺ (0.62), 362 [M-1] ⁺ (0.52), 64 (100.00)
9d	1.06-1.23 (t, 6H, 2CH ₃), 1.76-1.91 (m, 4H, 2CH ₂), 2.61-2.82 (m, 4H, 2CH ₂), 3.88 (s, 2H, CH ₂), 4.18-4.44 (q, 4H, 2CH ₂), 11.69 (s, 1H, NH, D ₂ O exchangeable)	13.55, 13.55, 23.08, 23.27, 23.71, 24.14 (4CH ₂ cyclohexene, 2CH ₃), 39.98 (CH ₂ thiazole), 65.66, 65.66 (2CH ₂), 114.81, 117.11, 120.81, 135.61, 137.64 (thiophene 4C, C=N), 157.71 (thiazole C=N), 158.22, 158.74, 172.05 (3C=O)	3433 (NH), 2935 (CH ₂ , CH ₃), 1750, 1745, 1675 (3C=O), 1636 (C=N), 1600, 1439 (C=C), 1544 (=N-NH)	422 [M-1] ⁺ (1.09), 421 [M-2] ⁺ (1.37), 64 (100.00)
10a	1.73-1.81 (m, 4H, 2CH ₂), 2.50-2.71 (m, 4H, 2CH ₂), 6.90 (s, 1H, CH), 7.52 (s, 2H, NH ₂ , D ₂ O exchangeable), 7.54-7.99 (m, 5H, C ₆ H ₅)	23.22, 23.42, 23.69, 24.52 (4CH ₂ cyclohexene), 120.64, 120.64, 128.98, 128.98, 129.20, 130.46 (phenyl 6C), 132.52, 132.88, 134.35, 134.72, 146.63, 159.49, 160.47 (thiophene 4C, CH, thiazole C, C=N), 168.03 (C=O)	3270, 3224 (NH ₂), 3079 (CH aromatic), 2997-2840 (CH, CH ₂), 1695 (C=O), 1640 (C=N), 1597, 1448 (C=C)	342 [M+2] ⁺ (3.97), 341 [M+1] ⁺ (2.83), 340 [M] ⁺ (8.15), 339 [M-1] ⁺ (1.37), 338 [M-2] ⁺ (1.10), 77 [C ₆ H ₅] ⁺ (28.37), 59 (100.00)

10b	1.74–1.81 (m, 4H, 2CH ₂), 2.49–2.71 (m, 4H, 2CH ₂), 6.91 (s, 1H, CH), 7.36 (s, 2H, NH ₂ , D ₂ O exchange-able), 7.60–7.99 (m, 4H, C ₆ H ₄)	23.21, 23.42, 23.66, 24.54 (4CH ₂ cyclohexene), 114.19, 126.85, 126.85, 129.24, 129.24, 130.43 (phenyl 6C), 131.03, 133.27, 133.59, 137.08, 146.63, 158.96, 167.95 (thiophene 4C, CH ₂ thiazole C, C=N), 167.99 (C=O)	3273, 3223 (NH ₂), 3079 (CH aromatic), 2994–2850 (CH, CH ₂), 1694 (C=O), 1630 (C=N), 1595, 1439 (C=C)	377 [M+2] ⁺ (0.30), 376 [M+1] ⁺ (0.74), 375 [M] ⁺ (0.47), 374 [M-1] ⁺ (0.94), 373 [M-2] ⁺ (0.24), 58 (100.00)
10c	1.73–1.76 (m, 4H, 2CH ₂), 2.46–2.65 (m, 4H, 2CH ₂), 3.85 (s, 3H, CH ₃), 6.90 (s, 1H, CH), 7.06 (s, 2H, NH ₂ , D ₂ O exchange-able), 7.09–7.91 (m, 4H, C ₆ H ₄)	23.24, 23.44, 23.72, 24.49 (4CH ₂ cyclohexene), 55.50 (OCH ₃), 114.21, 114.21, 114.55, 127.51, 127.51, 130.44 (phenyl 6C), 131.27, 131.71, 134.04, 146.64, 159.69, 160.30, 162.91, (thiophene 4C, CH ₂ thiazole C, C=N), 168.01 (C=O)	3264, 3219 (NH ₂), 3078 (CH aromatic), 2995–2842 (CH, CH ₂ , CH ₃), 1691 (C=O), 1620 (C=N), 1600, 1429 (C=C)	371 [M+1] ⁺ (0.03), 370 [M] ⁺ (0.03), 368 [M-2] ⁺ (0.04), 76 [C ₆ H ₄] ⁺ (0.65), 59 (100.00)
10d	1.73–1.79 (m, 4H, 2CH ₂), 2.47–2.69 (m, 4H, 2CH ₂), 6.96 (s, 1H, CH), 6.97 (s, 2H, NH ₂ , D ₂ O exchange-able), 6.98–7.80 (m, 4H, C ₆ H ₄), 11.45 (s, 1H, OH)	23.22, 23.42, 23.65, 24.51 (4CH ₂ cyclohexene), 116.74, 119.45, 119.69, 121.00, 126.88, 130.45 (phenyl 6C), 130.98, 132.88, 134.46, 146.63, 158.53, 159.72, 159.93 (thiophene 4C, CH ₂ thiazole C, C=N), 168.02 (C=O)	3431 (OH), 3273, 3225 (NH ₂), 3079 (CH aromatic), 2935–2842 (CH, CH ₂), 1695 (C=O), 1630 (C=N), 1599, 1442 (C=C)	358 [M+2] ⁺ (0.12), 357 [M+1] ⁺ (0.22), 356 [M] ⁺ (0.77), 76 [C ₆ H ₄] ⁺ (1.30), 59 (100.00)

the cyclohexene ring, a singlet at δ 3.90 ppm for CH₂ and a singlet at δ 6.91 ppm for NH₂. In addition, the ¹³C NMR spectrum revealed four signals at δ 21.68, 23.23, 23.43, 23.96 ppm for four CH₂ groups in cyclohexene, a signal at δ 38.93 ppm for the CH₂ thiazole moiety. Another four signals at δ 126.89, 130.45, 131.05, 146.64 ppm were for the thiophene ring, a signal at δ 162.67 ppm for thiazole C=N and a signal at δ 168.02 ppm for the C=O group. Also, compound **1** reacted with ethyl cyanoacetate in dimethylformamide to give the *N*-cyanoacetamido derivative. In addition, compound **1** reacted with phenyl isothiocyanate to give the *N*-phenylthiourea derivative **3**. ¹H NMR spectrum of compound **3** showed two multiplets, at δ 1.74–1.82 and 2.48–2.56 ppm, for the four CH₂ groups of the cyclohexene moiety, a singlet at δ 3.56 ppm for the thiazole CH₂ group, a multiplet at δ 6.90–7.51 ppm for the phenyl ring and two singlets at δ 9.76 and 11.48 ppm for two NH groups. Moreover, the mass spectrum revealed *m/z* at 388 [M+1]⁺, *m/z* at 387 [M]⁺ and *m/z* at 77 [C₆H₅]⁺ for the phenyl moiety. Compound **3** reacted with benzenediazonium chloride in a basic ethanolic solution at 0–5 °C to give the phenylhydrazo derivative **4**.

Compound **1** reacted with bromine in an acetic acid solution to afford the 5-bromothiazole derivative **5**. In addition, compound **1** reacted with either ethyl cyanoacetate or malononitrile in 1,4-dioxane and in the presence of a catalytic amount of triethylamine to give the pyrano[2,3-*d*]thiazole-2-yl)benzo[*b*]thiophene derivatives **6a** and **6b**, respectively. Analytical and spectral data of com-

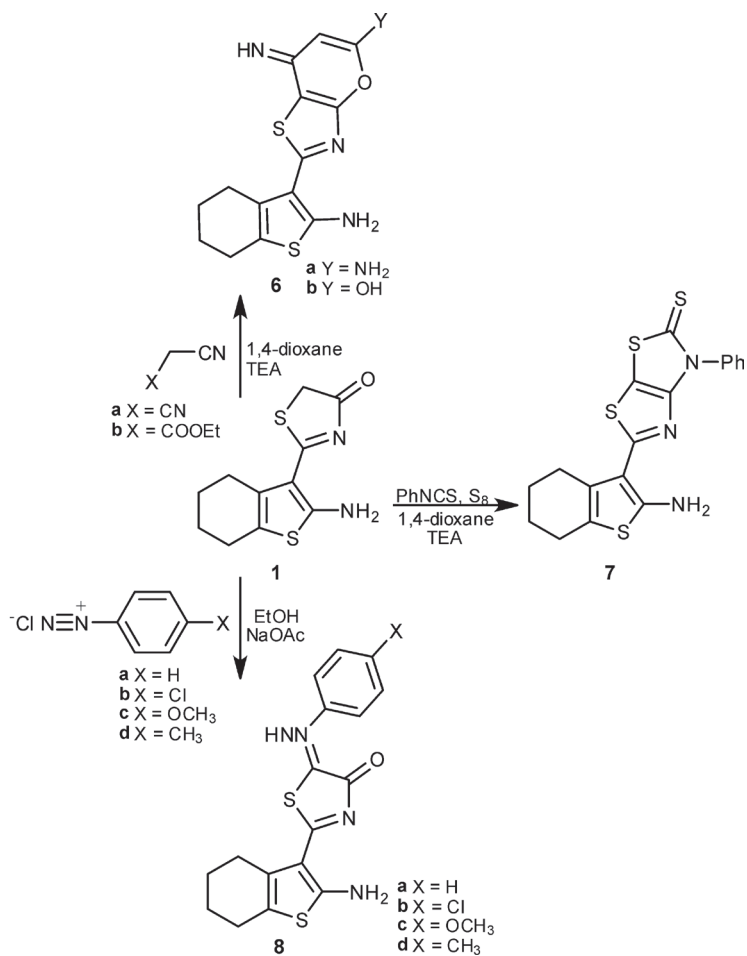


Scheme 1

pounds **6a,b** were consistent with their respective structures. Thus, the ¹H NMR spectrum of **6a** (as an example) showed two multiplets at δ 1.68-1.95 and 2.33-2.55 ppm for four CH₂ groups of the cyclohexene ring, a singlet at δ 6.92 ppm for pyran CH, two singlets at δ 7.09 and 7.25 ppm (D₂O exchangeable) for two NH₂ groups and a singlet at δ 11.46 ppm for the NH group. The ¹³C NMR spectrum showed four signals at δ 22.90, 23.23, 23.43, 23.96 ppm for four CH₂ groups in the cyclohexene ring, a signal at δ 66.31 ppm for the pyran carbon moiety, four signals at δ 126.90, 130.46, 131.05, 140.00 ppm for the thiophene carbon ring, a signal at δ 146.63 ppm for the thiazole C=N and four signals at δ 152.00, 162.67, 164.00, 168.03 ppm for the pyran ring.

Further, compound **1** underwent the Hantzsch reaction (1) through its reaction with elemental sulfur and phenylisothiocyanate to give the 3-phenylthiazolo[4,5-*d*]thiazole derivative **7**. The structure of the latter product was based on its analytical and spectral data (see experimental section and Tables I and II).

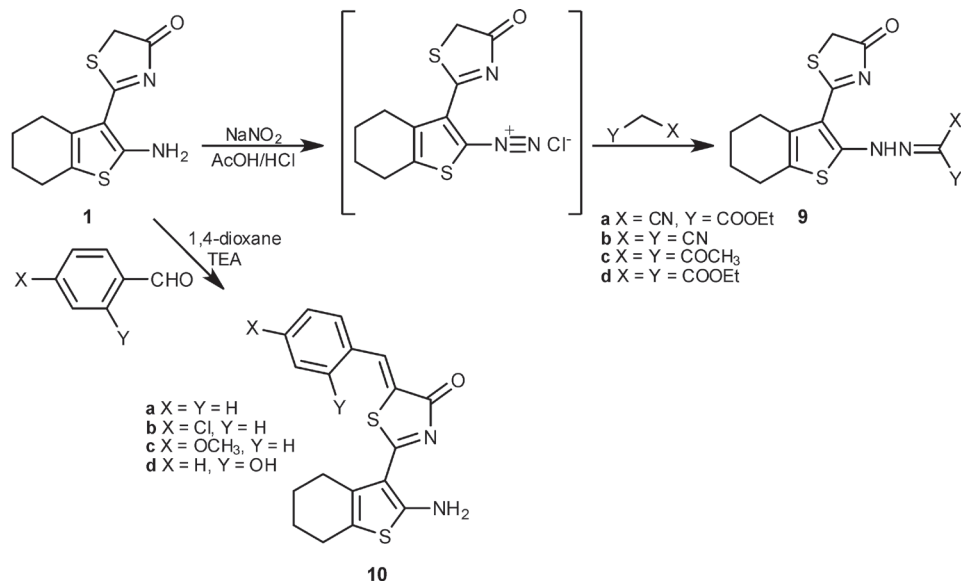
Compound **1** showed high reactivity towards diazonium salts; thus, it reacted with any of the diazonium salts, namely, benzenediazonium chloride, 4-chlorobenzenediazonium chloride, 4-methoxybenzenediazonium chloride or 4-methylbenzenediazonium



Scheme 2

chloride, at 0–5 °C to give the arylhydrazo derivatives **8a–d**, respectively. On the other hand, the 2-amino group present in the tetrahydrobenzo[b]thiophene underwent diazotization and coupling with active methylene reagents. A solution of compound **1** in acetic/hydrochloric acid, when treated with sodium nitrite, gave the intermediate diazonium salt. The latter was coupled with any of ethyl cyanoacetate, malononitrile, acetylacetone or ethyl acetoacetate to give the hydrazone derivatives **9a–d**, respectively. Finally, the reaction of compound **1** with any of benzaldehyde, 4-chlorobenzaldehyde, 4-methoxybenzaldehyde or salicylaldehyde afforded the corresponding arylidene derivatives **10a–d**, respectively.

Synthetic pathways are presented in Schemes 1-3 and physicochemical and spectral data of the synthesized compounds are given in Tables I and II. Cytotoxicity of the newly synthesized products is displayed in Table III.



Scheme 3

Evaluation of *in vitro* cytotoxic activity

The prepared heterocyclic compounds were tested against six human cancer cell lines, human gastric cancer (NUGC), human colon cancer (DLD-1), human liver cancer (HA22T and HEPG-2), human breast cancer (MCF-7) and nasopharyngeal carcinoma (HONE-1), as well as against normal fibroblast cells (WI-38).

The effects of the newly prepared compounds on six cancer cell lines are presented in Table III. Some heterocyclic compounds exerted marked cytotoxicity against most of the cancer cell lines tested (IC_{50} 20–100 nmol L⁻¹). Normal fibroblasts cells (WI-38) were affected to a much lesser extent (IC_{50} > 100 nmol L⁻¹). It was found that some compounds showed cytotoxicity even higher than the reference CHS-828. Thus, compounds **5**, **7**, **8a**, **9b** and **10b** showed high cytotoxicity towards NUGC, **8a** being of comparable activity to the reference drug. Compounds **3**, **4**, **5**, **6b**, **8a**, **8b**, **8d**, **9a** and **9d** showed high cytotoxicity against DLD-1, with the most active **7**, **9b** and **10b** with IC_{50} markedly lower than that of CHS-828. The same applies to compounds **6a**, **9b** and **9c** against HA22T. Moreover, compounds **3**, **4**, **7**, **8a**, **8b**, **8d**, **9b**, **9d**, **10a** and **10b** showed higher cytotoxicity against HEPG-2 than the reference drug. In the case of HONE-1, **8b** could be considered to be of comparable activity to CHS-828, while compounds **10c** and **8b** showed cytotoxicity comparable to CHS-828 against MCF-7.

Compound **8a** was the most active towards the NUGC cancer cell line, compound **10b** for DLD-1, compound **6a** for HA22T, compound **8b** for HEPG-2 and HONE-1 and finally compound **10c** for MCF-7, all compared to the standard reference CHS-828. It is important to mention that most of the newly synthesized products showed either no or low cytotoxicity towards the normal cell line WI-38.

Table III. Cytotoxicity of the newly synthesized products against six cancer cell lines and a normal fibroblast cell

Compd.	IC_{50} (nmol L ⁻¹) ^{a,b}						
	NUGC	DLD-1	HA22T	HEPG-2	HONE-1	MCF-7	WI-38
1	2101±86	2432±59	2358±80	1350±63	2180±58	1140±58	NA
2	3138±13	2366±14	2228±12	2130±69	1584±79	326±94	650±77
3	549±80	220±68	318±35	150±42	248±59	291±48	120±22
4	201±12	127±17	118±22	219±18	1170±22	1029±34	NA
5	38±18	163±38	120±68	3744±13	441±38	1264±64	860±59
6a	122±32	3210±96	59±22	1245±39	1140±60	1130±84	NA
6b	228±49	569±42	213±70	1112±59	2052±60	2011±84	632±55
7	48±16	55±12	128±80	128±42	248±59	128±77	838±48
8a	23±80	220±44	183±68	224±29	487±38	390±90	NA
8b	350±57	116±38	290±73	120±38	26±12	48±14	NA
8c	2116±21	2765±21	2838±17	3220±32	2440±24	2239±16	NA
8d	320±59	749±36	194±57	499±29	2871±17	840±68	NA
9a	537±75	440±38	1165±70	2766±12	6273±32	2533±21	419±78
9b	55±25	48±12	87±22	350±32	449±43	290±43	NA
9c	1135±76	2183±21	89±39	1220±49	2180±80	2120±69	NA
9d	302±67	143±94	173±48	392±66	80±55	284±44	NA
10a	1105±54	2460±17	2160±21	214±84	380±90	1086±29	NA
10b	80±22	24±18	160±53	284±79	130±68	73±42	872
10c	2265±60	2139±54	2257±73	2177±69	2250±12	18±80	262±52
10d	1232±69	1166±79	2225±94	2216±13	326±79	1286±87	NA
CHS-828	25±10	2315±13	2067±13	1245±69	15±60	18±70	NA

DLD-1 – colon cancer, HA22T – liver cancer, HEPG-2 – liver cancer, HONE-1 – nasopharyngeal carcinoma, MCF-7 – breast cancer, NA – not active, NUGC – gastric cancer, WI-38 – normal fibroblast cells

^a Drug concentration required to inhibit tumor cell proliferation by 50 % after continuous exposure for 48 h; CHS-828 was used as positive control; DMSO 0.5 % negative control.

^b Mean ± SEM, *n* = 3.

Structure activity relationship

It is clear from the results in Table III that the thiazole moiety was crucial for the cytotoxic effect of cyclic compounds **1-10a-d**. Compounds **3, 4, 5, 6a, 7, 8a, 8b, 8d, 9b-d, 10b** and **10c** exhibited a marked cytotoxic effect against the different cancer cell lines with

IC_{50} 's in the nanomolar range. Compound **3** showed high cytotoxicity against the six cell lines and showed some activity against the normal cell line WI-38. Reactivity of compound **3** was attributed to the presence of thiazole together with the *N*-phenylthiourea moiety. On the other hand, compound **5** showed high cytotoxicity against NUGC, HA22T and DLD-1 cell lines with IC_{50} 38, 120 and 163 nmol L⁻¹. The presence of two cyano groups in compound **9b** was probably responsible for its higher activity compared to compounds **9a**, **9c** and **9d**. It is obvious that compound **10b** showed higher cytotoxicity than **10a**, **10c** and **10d** due to the presence of the Cl group. In conclusion, based on the presented data, the presence of an electron withdrawing group enhanced the potency of the compound.

CONCLUSIONS

Briefly, we have reported the synthetic strategies for the synthesis of new thiazole derivatives starting from 2-(2-amino-4,5,6,7-tetrahydrobenzo[b]thiophen-3-yl)thiazol-4(5*H*)-one (**1**). The newly prepared compounds were studied for their anticancer activities on six human cancer cell lines and a normal human cell line. The data showed that the pyrano[2,3-*d*]thiazole derivative (**6a**), thiazolo[4,5-*d*]thiazole derivative (**7**), 2-(2-amino-4,5,6,7-tetrahydrobenzo[b]thiophen-3-yl)thiazole derivatives (**8a,b**, **10b,c**) and the 4,5,6,7-tetrahydrobenzo[b]thiophen-2-yl)carbonohydrizonoyl derivative (**9b**) were most active against all the tested cancer cell lines. Taking into account their non-toxicity towards the normal cell line, compounds **6a**, **8a**, **8b** and **9b** might be considered to be of potential therapeutic assistance.

REFERENCES

1. I. Lagoja, C. Pannecouque, G. Griffioen, S. Wera, V. M. Rojasdelaparra and A. V. Aerschot, Substituted 2-aminothiazoles are exceptional inhibitors of neuronal degeneration in tau-driven models of Alzheimer's disease, *Eur. J. Med. Chem.* **43** (2011) 386–392; <https://doi.org/10.1016/j.ejps.2011.05.014>.
2. S. Kamila, K. Mendoza and E. R. Biehl, Microwave-assisted Hantzsch thiazole synthesis of *N*-phenyl-4-(6-phenylimidazo[2,1-*b*]thiazol-5-yl)thiazol-2-amines from the reaction of 2-chloro-1-(6-phenylimidazo[2,1-*b*]thiazol-5-yl)ethanones and thioureas, *Tetrahedron Lett.* **53** (2012) 4921–4924; <https://doi.org/10.1016/j.tetlet.2012.06.116>.
3. A. H. Cook, I. Heilbron, S. F. Macdonald and A. P. Mahadevan, 226. Studies in the azole series. Part XII. Some thiazolopyrimidines, *J. Chem. Soc.* **1949**, 1064–1068; <https://doi.org/10.1039/JR9490001064>.
4. R. Robinson, CCXXXII. - A new synthesis of oxazole derivatives, *J. Chem. Soc.* **95** (1909) 2167–2174; <https://doi.org/10.1039/CT9099502167>.
5. S. Gabriel, Eine Synthese von Oxazolen und Thiazolen. I, *Ber. Dtsch. Chem. Ges.* **43** (1910) 134–138; <https://doi.org/10.1002/cber.19100430117>.
6. S. Gabriel, Synthese von Oxazolen und Thiazolen II, *Ber. Dtsch. Chem. Ges.* **43** (1910) 1283–1287; <https://doi.org/10.1002/cber.19100430219>.
7. T. M. Potewar, S. A. Ingale and K. V. Srinivasan, Efficient synthesis of 2,4-disubstituted thiazoles using ionic liquid under ambient conditions: a practical approach towards the synthesis of fane-tizole, *Tetrahedron* **63** (2007) 11066–11069; <https://doi.org/10.1016/j.tet.2007.08.036>.

8. M. V. B. Reddy, D. Srinivasulu, K. Peddanna, Ch. Apparao and P. Ramesh, Synthesis and antioxidant activity of new thiazole analogues possessing urea, thiourea, and selenourea functionality, *Synth. Commun.* **45** (2015) 2592–2600; <https://doi.org/org/10.1080/00397911.2015.1095929>.
9. M. Shiradkar, G. V. S. Kumar, V. Dasari, S. Tatikonda, K. C. Akula and R. Shah, Clubbed triazoles: a novel approach to antitubercular drugs, *Eur. J. Med. Chem.* **42** (2007) 807–816; <https://doi.org/10.1016/j.ejmech.2006.12.001>.
10. M. R. Shiradkar, K. K. Murahari, H. R. Gangadasu, T. Suresh, C. A. Kalyan, D. Panchal, R. Kaur, P. Burange, J. Ghogare, V. Mokale and M. Raut, Synthesis of new S-derivatives of clubbed triazolyl thiazole as anti-*Mycobacterium tuberculosis* agents, *Bioorg. Med. Chem.* **15** (2007) 3997–4008; <https://doi.org/10.1016/j.bmc.2007.04.003>.
11. A. Ayati, S. Emami, A. Asadipour, A. Shafiee and Al. Foroumadi, Recent applications of 1,3-thiazole core structure in the identification of new lead compounds and drug discovery, *Eur. J. Med. Chem.* **97** (2015) 699–718; <http://dx.doi.org/10.1016/j.ejmech.2015.04.015>.
12. L. Yurttas, Y. Özkay, Z. A. Kaplancikli, Y. Tunali and H. Karaca, Synthesis and antimicrobial activity of some new hydrazone bridged thiazole-pyrrole derivatives, *J. Enzyme Inhib. Med. Chem.* **28** (2013) 830–835; <https://doi.org/10.3109/14756366.2012.688043>.
13. B. Ghasemi and M. Najimi, Antibacterial effect of thiazole derivatives on *Rhodococcus equi*, *Bruccella abortus*, and *Pasteurella multocida*, *Iran. J. Vet. Med.* **10** (2016) 47–52.
14. G. M. Reddy, J. R. Garcia, V. H. Reddy, A. M. de Andrade, A. Jr. Camilo, R. A. P. Ribeiro and S. R. de Lazaro, Synthesis, antimicrobial activity and advances in structure-activity relationships (SARs) of novel tri-substituted thiazole derivatives, *Eur. J. Med. Chem.* **123** (2016) 508–513; <https://doi.org/10.1016/j.ejmech.2016.07.062>.
15. R. N. Sharma, F. P. Xavier, K. K. Vasu, S. C. Chaturvedi and S. S. Pancholi, Synthesis of 4-benzyl-1,3-thiazole derivatives as potential anti-inflammatory agents: an analogue-based drug design approach, *J. Enzyme Inhib. Med. Chem.* **24** (2009) 890–897; <https://doi.org/10.1080/14756360802519558>.
16. J. Balzarini, B. Orzeszko, J. K. Maurin, and A. Orzeszko, Synthesis and anti-HIV studies of 2-adamantyl-substituted thiazolidin-4-ones, *Eur. J. Med. Chem.* **42** (2007) 993–1003; <https://doi.org/10.1016/j.ejmech.2007.01.003>.
17. W. C. Patt, H. W. Hamilton, M. D. Taylor, M. J. Ryan, D. G. Jr. Taylor, C. J. C. Connolly, A. M. Doherty, S. R. Klutchko, I. Sircar, B. A. Steinbaugh, B. L. Batley, C. A. Painchaud, S. T. Rapundalo, B. M. Michniewicz and S. C. J. Olson, Structure-activity relationships of a series of 2-amino-4-thiazole containing renin inhibitors, *J. Med. Chem.* **35** (1992) 2562–2572; <https://doi.org/10.1021/jm00092a006>.
18. H. Cousse, G. Mouzin, B. Bonnaud, J. P. Tarayre and J. P. Couzinier, Studies of arylthiazole oxamates in relation to oral antiallergic activity, *Arzneimittelforschung* **36** (1986) 1391–1393.
19. N. Ergenç, G. Capan, N. S. Günay, S. Ozkirimli, M. Güngör, S. Ozbey and E. Kendi, Synthesis and hypnotic activity of new 4-thiazolidinone and 2-thioxo-4,5-imidazolidinedione derivatives, *Arch. Pharm. (Weinheim)* **332** (1999) 343–347; [https://doi.org/10.1002/\(SICI\)1521-4184\(199910\)332](https://doi.org/10.1002/(SICI)1521-4184(199910)332).
20. F. Bonina, F. Guerrera, M. C. Sarvà, M. A. Siracusa, A. Caruso, M. G. Leone and M. A. Roxas, Synthesis and analgesic antiinflammatory activities of 2-aryl-ethenyl-4-aryl-thiazole-5-acetic acids, *Farmaco Sci.* **42** (1987) 905–913.
21. H. He, X. Wang, L. Shi, W. Yin, Z. Yang, H. He and Y. Liang, Synthesis, antitumor activity and mechanism of action of novel 1,3-thiazole derivatives containing hydrazide-hydrazone and carboxamide moiety, *Bioorg. Med. Chem. Lett.* **26** (2016) 3263–3270; <https://doi.org/10.1016/j.bmcl.2016.05.059>.
22. G. Turan-Zitouni, M. D. Altıntop, A. Özdemir, Z. A. Kaplancıklı, G. A. Çiftçi and H. E. Temel, Synthesis and evaluation of bis-thiazole derivatives as new anticancer agents, *Eur. J. Med. Chem.* **107** (2016) 288–294; <https://doi.org/10.1016/j.ejmech.2015.11.002>.

23. I. Nabih, F. El-Hawary and H. Zoorob, Structure and activity of thiazole-type schistosomicidal agents, *J. Pharm. Sci.* **61** (1972) 1327–1328; <https://doi.org/10.1002/jps.2600610838>.
24. R. R. Gupta, M. Kumar and V. Gupta, *Heterocyclic Chemistry - Volume II: Five-Membered Heterocycles*, 1st ed., Springer-Verlag, Berlin-Heidelberg 1999, pp. XI-638.
25. E. M. Samir, A. S. Abouzied and F. I. Hamed, The synthesis and cytotoxicity of novel thiophene derivatives derived from 2-(4-oxo-4,4-dihydrothiazol-2-yl) acetonitrile, *Int. J. Org. Chem.* **6** (2016) Article ID 66590 (10 pages); <https://doi.org/10.4236/ijoc.2016.62009>.
26. V. Combes, G. J. Guillemin, T. Chan-Ling, N. H. Hunt and G. E. R. Grau, The crossroads of neuro-inflammation in infectious diseases: endothelial cells and astrocytes, *Trends Parasitol.* **28** (2012) 311–319; <https://doi.org/10.1016/j.pt.2012.05.008>.
27. L. Roemer, S. M. Orsillo and K. Salters-Pedneault, Efficacy of an acceptance-based behavior therapy for generalized anxiety disorder: evaluation in a randomized controlled trial, *J. Consult. Clin. Psychol.* **76** (2008) 1083–1089; <https://doi.org/10.1037/a0012720>.
28. J. Li, B. Mookerjee and J. Wagner, Purification of melanoma reactive T cell by using a monocyte-based solid phase T-cell selection system for adoptive therapy, *J. Immunother.* **31** (2008) 81–88; <https://doi.org/10.1097/CJI.0b013e318157c668>.